

canodoors
& shower screens
ABN - 67 123 205 014

Cleaning Hints:

Your new shower screen:

Please do not clean or otherwise touch your new screen for at least 8 – 12 hours overnight. (Our Warranty is void if you dislodge the silicone before it is dry.)

Excess silicone or printing on glass may be removed with turpentine or Metho

Clean your screen with a mild cleanser such as Shower Power and avoid using harsh abrasives on the frame. A microfiber cleaning cloth (Enjo, Glitz, etc) is also very effective. (Chemical cleaners are not necessary with the microfibre cloths.)

Looking after your shower screen:

Please check the instructions on cleaning products before use, as they may not be appropriate for some frames and screens.

Your screen is made from safety glass but it can be damaged by hard knocks or very hot water. Always ensure that cold water is mixed with the hot and that the shower rose is not pointing directly onto the glass.

Semi-Frameless door knobs must never be turned- this can over-tighten the thread-pull or push only.

Powder coated frames- Cleaners such as Shower Power or a microfibre cloth may be used to remove scuff marks. Not to be used on metallic silver or gold frames.

Metallic finished frames- Simply wipe with sponge/damp cloth/microfibre cloth to remove smudges.


Acrylic Pile (at bottom of pivot door)- this has been treated to withstand mould so only use mild cleaners or just wipe with a warm damp cloth occasionally.

There are many products available to clean the modern shower screen and surrounding tiles, eg: Shower Sparkle, Pine-O-Clean spray & Go, Enjo, Glitz, etc. Please follow the product directions.

[p] (03) 9387 4122

[f] (03) 9387 1168

[a] 35 Edward Street, Brunswick 3056



canondoors
& shower screens
ABN - 67 123 205 014

Warranty Policy:

All new shower screens come with a 1 year written warranty on workmanship and carry the component and material manufacturer's warranty. These various warranties are up to twenty years in duration depending on the material or component. There is no warranty on second hand or recycled parts which are used in repairs.

Glass breakage, by whatever means, is excluded from any warranty.


Website: www.canondoors.com.au

Email: info@canondoors.com.au

[p] (03) 9387 4122

[f] (03) 9387 1168

[a] 35 Edward Street, Brunswick 3056



canondoors
& shower screens
ABN - 67 123 205 014

Caring for your SCREENGUARD Stainless Steel Security Screen.

Your new Screenguard Stainless Steel Security Screens have been manufactured using the highest quality materials available to the security door industry. Constructed from Architectural Grade Aluminum and 316 Stainless Steel Mesh, both of those materials is highly corrosion resistant and exceptionally strong. With a moderate amount of maintenance, your Screenguard security door will retain their good looks, and resist the elements for years to come.

Screenguard Security Doors are the product of years of development and are designed to resist corrosion and rusting, but as with all external fixtures on your home, they require some maintenance to keep looking good and performing well. Depending on how harsh the environmental elements are, the maintenance period will vary Refer the suggested maintenance table below.

Your Screenguard Security Doors should only ever need to be washed down with a soft bristled brush using warm water and mild detergent. Rinse well with fresh water to remove any detergent residue. Care should be taken to avoid excessive amounts of water entering the main lock and auxiliary 3 point locks.

Strong detergents and abrasive cleaners should never be used to clean your Screenguard Security Doors as these may scratch or damage the surface finish.

Periodic lubrication the main lock and auxiliary lock components should only ever be done using graphite powder. Liquid or aerosol can cause corrosion and damage the locking mechanism.

Suggested Maintenance Period Table:


Environment

Recommended Max. Maintenance Interval

[p] (03) 9387 4122

[f] (03) 9387 1168

[a] 35 Edward Street, Brunswick 3056



canondoors
& shower screens
ABN - 67 123 205 014

Mild:	Six months
Moderate:	Three Months
Tropical/Severe:	Two to four weeks

Environmental Definitions:

Mild- Being rural, away from the coast and remote from industry and urban activity.

Moderate- Being mainly urban, inland and away from heavy industry.

Tropical/Severe- Being coastal/marine, subject to salt deposition and within 15km off the Eastern Coast, or 10 Km off the Western Coast of Australia.

Warranty information:

SCRENGUARD Product warranty is for 10 years from the date the product was installed. This warranty is to the original purchaser providing always that the product care and maintenance recommendations along with the warranty conditions have been complied with during that period.

Australian Standards impact tested.

Australian Standards shear tested.

Australian Standards anti-jemmy tested.


Stainless Steel complies with bushfire ember resistance regulations.

Australian Standards bushfire tested.

[p] (03) 9387 4122

[f] (03) 9387 1168

[a] 35 Edward Street, Brunswick 3056



canondoors
& shower screens
ABN - 67 123 205 014

Website: www.canondoors.com.au

Email: info@canondoors.com.au

Caring for you Galvanized Security Screen:

Your new Galvanized Security Screens have been manufactured using the highest quality materials available to the security door industry. Constructed from Architectural Grade Aluminum and hot dipped woven mesh, both of these metals are highly corrosion resistant and exceptionally strong. With a moderate amount of maintenance, your Galvanized Steel Security Screens will retain their good looks, and resist the elements for years to come

Galvanized Steel Security Screens are the product of years of development and are designed to resist corrosion and rusting, but as with all external fixtures on your home, they require some maintenance to keep looking good and performing well. Depending on how harsh the environmental elements are, the maintenance period will vary Refer the suggested maintenance table below.

Your Galvanized Steel Security Screens should only ever need to be washed down with a soft bristled brush using warm water and mild detergent. Rinse well with fresh water to remove any detergent residue. Care should be taken to avoid excessive amounts of water entering the main lock and auxiliary 3 point locks- if applicable.


Strong detergents and abrasive cleaners should never be used to clean your Galvanized Steel Security Screens as these may scratch or damage the surface finish.

Periodic lubrication the main lock and auxiliary lock components should only ever be done using graphite powder. Liquid or aerosol can cause corrosion and damage the locking mechanism.

[p] (03) 9387 4122

[f] (03) 9387 1168

[a] 35 Edward Street, Brunswick 3056



canondoors
& shower screens
ABN - 67 123 205 014

Suggested Maintenance Period Table:

Environment

Recommended Max. Maintenance Interval

Mild:	Three months
Moderate:	One Month
Tropical/Severe:	

Environmental Definitions:

Mild- Being rural, away from the coast and remote from industry and urban activity.

Moderate- Being mainly urban, inland and away from heavy industry.

Tropical/Severe- Being coastal/marine, subject to salt deposition and within 15km off the Eastern Coast, or 10 Km off the Western Coast of Australia.

Warranty information:

Under the normal conditions of use in a residential- noncommercial application, Canon Doors warrant for a period of 1 Year from the date of installation, the Aluminum Framing and Galvanized Mesh Security products, to be free of defects in manufacturing and workmanship, when fabricated and installed.

As with any valued purchase, effective maintenance is essential to prolonging the life of your Galvanized Security products. To maintain your rights as stated in this warranty, the care and maintenance instructions, stated above this warranty should be followed.

[p] (03) 9387 4122

[f] (03) 9387 1168

[a] 35 Edward Street, Brunswick 3056