




***my*LOCK**  
**The all in one,  
Integrated Latch/Roller,  
Privacy and Dead Bolt  
High Security Entrance Lock**

*Multiple levels of security you  
can change along with your day.*

*Easy-In / Easy-Out  
Keyless Locking  
High Security Dead Bolt*

*Get the best of both worlds!*





## ***Functional Options - What Can myLOCK Do?***

---

### ***LATCH or ROLLER FUNCTION - "In & Out"***

---

Using the handle of your choice, keep the door unlocked for easy entries and exits.

### ***PRIVACY FUNCTION - "Keyless Locking"***

---

Flick the privacy snib on the inside of the door to lock the door without using a key.

When you want to exit, simply use the lever handle which automatically unlocks the privacy function for a quick "keyless" exit.

If using the Roller Lock, simply flick the snib, and exit.

### ***DEAD BOLT FUNCTION - "Safe & Secure"***

---

Using a keyed cylinder of your choice, dead lock the door using the highest level of security. Our dead bolt is manufactured from **one piece of solid brass material that extends back 85mm(!)** across the jamb and into the lock body itself.

Our dead bolt mechanism assists your home in achieving compliance with general home insurance policies requiring a dead bolt locking mechanism to secure your home against burglary.

### ***When you return.... "Enter with Ease"***

---

If you're carrying something and only have one hand available - that's all you'll need because turning the key to enter your home **simultaneously disengages all three levels of security so you can enter quickly and easily.**

## ***Functional Options - What the Locks Won't Do?***

---

Make your coffee, put away your shopping, walk the dog, prepare dinner.....  
*On the other hand*, our locks will provide you with one less thing to worry about!

# Front Door Entrance Handles Combination

## 1: The Roller Lock

High Security Entrance Roller Lock with Integrated Privacy and Dead Bolt Function



49217 Satin Chrome

Unlocking the dead bolt cylinder will also simultaneously unlock and release the privacy function for a quick exit.

This functional benefit also applies to the Lever Lock on the next page.



## 2: Choose Your Entrance Feature Handle

See Entrance Catalogue for complete range available or download it from [www.austyle.com.au](http://www.austyle.com.au)



Entrance Handle  
43820 (900mm)



Entrance Handle  
43828 (800mm)



Entrance Handle  
43850 (900mm)



Entrance Handle  
43890 (800mm)

## 3: Choose Your Snib Escutcheon Design

We recommend matching round snibs for round tube handle designs and square snib/escutcheons for square design handles.

Integrated Round  
Snib/Escutcheon  
43737



Handle Design  
43836 (450mm)

Integrated Square  
Snib/Escutcheon  
43736



Handle Design  
43888 (500mm)



## 4: Choose Your Cylinder

Double Cylinders - (Key Both Sides)

- 60mm Length (5 Pin) #49143 (SC)
- 65mm Length (5 Pin) #49144 (SC)
- 70mm Length (6 Pin) #49147 (SC)
- 80mm Length (6Pin) #49148 (SC)






# Front Door Lever Handles (and internal passage sets)

## 1: The Lever Lock

High Security Entrance Lever Lock with Integrated Privacy and Dead Bolt Function



**Lever handles will automatically unlock and release the privacy function for quick one handed keyless exit.**



## 2: Choose Your Entrance Lever Handle Set

Solid Brass (Satin Chrome Finish) with Stainless Steel Ball Bearing Mechanism (Plate Size 225x32mm, 50mm overall projection)

Reversible Levers for either Left or Right hand opening doors

External side has concealed fixing (hiding the screws) which renders the handle tamper proof.

Concealing the screws also provides a clean modern appearance.

Internal side includes the privacy snib (cylinders sold separately - refer previous page)

Passage Sets: Stainless Steel Ball Bearing Mechanism (Passage Latch #49031 and Bathroom Privacy #49072 to suit sold separately.)



43634 (1set)

43540 Handle Set with Square adaptor 43539



43638 (1set)

43518 Handle Set with Square adaptor 43539



43640 (1set)

43520 Handle Set with Square adaptor 43539



43633 (1set)

43514 Handle Set with Square adaptor 43539

# myLOCK - multipleCHOICE

## The Roller Lock used with auSTYLE Entry Handles creates a modern, clean entrance design.



Heavy Duty Roller Latch Mechanism. There is an **ADJUSTABLE SPRING TENSION** in the roller to suit your desired opening tension.

**KEYLESS LOCKING** is available by using the snib when home to prevent anyone opening the door and walking in. It's a quick and simple locking function **for every day use** and works independently of the dead bolt.

Engage the **DEAD BOLT** for the ultimate level of security when you're out of the house or away on holiday.



Can be used with any auSTYLE entry handle for a clean, modern visual appearance. (ref. Entry Handle catalogue for full range available.)

The direction of the **SNIB PROVIDES A VISUAL REFERENCE** to indicate whether the privacy bolt (and the door) is in the locked or unlocked position.

Using your key to enter will simultaneously disengage both the privacy and dead bolt so you can enter in auSTYLE.

A solid brass bolt that is 40mm high and 10mm thick and extends 85mm across the door jamb and back into the case will give you security and piece of mind.

## The Lever Lock used with auSTYLE Lever Handles.

Heavy Duty Latch Mechanism for reliable entry and exit.

**REVERSABLE** for either Left or Right hand opening doors.

**KEYLESS LOCKING** by using the privacy snib when home to prevent anyone opening the door and walking in.

This is a **QUICK AND SIMPLE** locking function **for every day use** and works independently of the dead bolt.



Can be used with any auSTYLE Lever Handle set below. Matching passage and privacy sets available. (ref. catalogue)


The direction of the snib provides a **VISUAL INDICATION** as to whether the privacy bolt and the door is locked or unlocked.

Using your key to enter will **SIMULTANEOUSLY DISENGAGE** both the privacy and dead bolt and retract the latch so you can enter quickly easily and in auSTYLE.

Engage the dead bolt for the **ULTIMATE LEVEL OF SECURITY** when you're out of the house or away on holiday.

The dead bolt is made from one piece of solid brass (40x10mm thick!) and throws 24mm, extending 85mm across the door jamb and back into the case providing security and piece of mind.





*Quality is never an accident, it is the result of intention, innovation and skillful execution.*

## opening doors in auSTYLE

The auSTYLE philosophy demonstrates how good ideas become reality.

Every *austyle* product is designed and manufactured with an emphasis on quality raw materials, practical functionality and unique designs.

Whether the product is 304 stainless steel or solid virgin brass, strength in foundation through the use of high grade raw materials ensures auSTYLE products can withstand the tolerances required in all commercial or domestic, internal or external applications.

auSTYLE products are manufactured to exceed ISO9000 international quality standards and are mechanically and practically functional as well as simple and easy to install.

Our in house design team develops products that reflect current market styles and trends and many of our unique designs have design registrations and mechanical patents to protect their individuality.

We are proud to present our new range of quality architectural hardware and we welcome you to a new approach in design and practical innovation.