


victorian / edwardian / californian bungalow style

- ✔ Ball Bearing mechanism (patented) ✔ Durable friction free operation ✔ 10 Year mechanical warranty ✔ 4 hour fire rating
- ✔ Solid forged virgin brass ✔ Entrance, passage or bathroom applications ✔ Simple installation
- ✔ 4075/4076 series - 5 year standard mechanism warranty, excludes fire rating.

BASE Item code	Size	Punch-out C-to-C & Lock/Latch component/ref.
4178	150x48	Passage Set (ref. p.12)
4178P	150x48	Privacy/ Bathroom (ref. p.13)
4176	200x48	Passage Set (ref. p.12)
4176K	200x48	57mm (ref. p.13)
4176E	200x48	85mm (ref. p.11)
4176A	200x48	47.6mm (ref. p.11)
4176P	200x48	Privacy/ Bathroom (ref. p.13)
4439	230x48	Passage Set (ref. p.12)
4439K	230x48	57mm (ref. p.13)
4439E	230x48	85mm (ref. p.11)
4439A	230x48	47.6mm (ref. p.11)
4439P	230x48	Privacy/ Bathroom (ref. p.13)



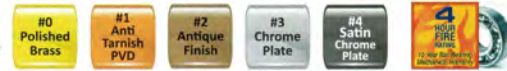
REMEMBER TO INSERT THE PREFIX in front of the BASE ITEM CODE to specify the finish required:



BASE Item code	Size	Punch-out C-to-C & Lock/Latch component/ref.
3006	105x42	Passage Set (ref. p.12)
3094	150x42	Passage Set (ref. p.12)
3094K	150x42	57mm (ref. p.13)
3094A	150x42	47.6mm (ref. p.11)
3094P	150x42	Privacy/ Bathroom (ref. p.13)



REMEMBER TO INSERT THE PREFIX in front of the BASE ITEM CODE to specify the finish required:



BASE item code	Size	Punch-out C-to-C & Lock/Latch component/ref.
4391	180x45	Passage Set (ref. p.12)
4391K	180x45	57mm (ref. p.13)
4391A	180x45	47.6mm (ref. p.11)
4391P	180x45	Privacy/ Bathroom (ref. p.13)
4394	230x45	Passage Set (ref. p.12)
4394K	230x45	57mm (ref. p.13)
4394E	230x45	85mm (ref. p.11)
4394A	230x45	47.6mm (ref. p.11)
4394P	230x45	Privacy/ Bathroom (ref. p.13)



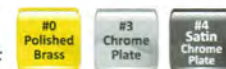
REMEMBER TO INSERT THE PREFIX in front of the BASE ITEM CODE to specify the finish required:



BASE Item code	Size	Punch-out C-to-C & Lock/Latch component/ref.
4076	110x38	Passage Set (ref. p.12)
4075	152x38	Passage Set (ref. p.12)
4075K	152x38	57mm (ref. p.13)
4075A	152x38	47.6mm (ref. p.11)
4075P	152x38	Privacy/ Bathroom (ref. p.13)



REMEMBER TO INSERT THE PREFIX in front of the BASE ITEM CODE to specify the finish required:



contemporary style

Ball Bearing mechanism (patented)
 Durable friction free operation
 10 Year mechanical warranty
 4 hour fire rating
 Solid forged virgin brass
 Entrance, passage or bathroom applications
 Simple installation

BASE Item code	Size	Punch-out C-to-C & Lock/Latch component/ref.
4171	125x50	Passage Set (ref. p.12)
4169	200x50	Passage Set (ref. p.12)
4169K	200x50	57mm (ref. p.13)
4169E	200x50	85mm (ref. p.11)
4169A	200x50	47.6mm (ref. p.11)
4169P	200x50	Privacy/ Bathroom (ref. p.13)



REMEMBER TO INSERT THE PREFIX
in front of the BASE ITEM CODE to specify the finish required:



BASE Item code	Size	Punch-out C-to-C & Lock/Latch component/ref.
3171	125x50	Passage Set (ref. p.12)
3169	200x50	Passage Set (ref. p.12)
3169K	200x50	57mm (ref. p.13)
3169E	200x50	85mm (ref. p.11)
3169A	200x50	47.6mm (ref. p.11)
3169P	200x50	Privacy/ Bathroom (ref. p.13)



REMEMBER TO INSERT THE PREFIX
in front of the BASE ITEM CODE to specify the finish required:



BASE Item code	Size	Punch-out C-to-C & Lock/Latch component/ref.
4090	100x50	Passage Set (ref. p.12)
4087	150x50	Passage Set (ref. p.12)
4087K	150x50	57mm (ref. p.13)
4087A	150x50	47.6mm (ref. p.11)
4087P	150x50	Privacy/ Bathroom (ref. p.13)
4084	200x50	Passage Set (ref. p.12)
4084K	200x50	57mm (ref. p.13)
4084E	200x50	85mm (ref. p.11)
4084A	200x50	47.6mm (ref. p.11)
4084P	200x50	Privacy/ Bathroom (ref. p.13)



REMEMBER TO INSERT THE PREFIX
in front of the BASE ITEM CODE to specify the finish required:



BASE Item code	Size	Punch-out C-to-C & Lock/Latch component/ref.
3144	105x36	Passage Set (ref. p.12)
3143	152x36	Passage Set (ref. p.12)
3143K	152x36	57mm (ref. p.13)
3143A	152x36	47.6mm (ref. p.11)
3143P	152x36	Privacy/ Bathroom (ref. p.13)
3140	200x36	Passage Set (ref. p.12)
3140K	200x36	57mm (ref. p.13)
3140E	200x36	85mm (ref. p.11)
3140A	200x36	47.6mm (ref. p.11)
3140P	200x36	Privacy/ Bathroom (ref. p.13)



REMEMBER TO INSERT THE PREFIX
in front of the BASE ITEM CODE to specify the finish required:



Features : Authentically reproduced using virgin brass : Durable friction free operation : 10 Year mechanical ball bearing mechanical warranty for backplates larger than 100mm length : Entrance, passage or bathroom applications : Simple installation.

BASE Item code	Size	Punch-out c-to-c & Lock/Latch component/ref.
4163	100x50	Passage Set (ref. p.12)
4161	150x50	Passage Set (ref. p.12)
4161K	150x50	57mm (ref. p.13)
4161A	150x50	47.6mm (ref. p.11)
4161P	150x50	Privacy/ Bathroom (ref. p.13)
4157	200x50	Passage Set (ref. p.12)
4157K	200x50	57mm (ref. p.13)
4157E	200x50	85mm (ref. p.11)
4157A	200x50	47.6mm (ref. p.11)
4157P	200x50	Privacy/ Bathroom (ref. p.13)



4157 PB



34157 CP



44157 SC

REMEMBER TO INSERT THE PREFIX in front of the item code (above) to specify the finish required:



BASE Item code	Size	Punch-out c-to-c & Lock/Latch component/ref.
7017	125x50	Passage Set (ref. p.12)
7015	200x50	Passage Set (ref. p.12)
7015K	200x50	57mm (ref. p.13)
7015E	200x50	85mm (ref. p.11)
7015A	200x50	47.6mm (ref. p.11)
7015P	200x50	Privacy/ Bathroom (ref. p.13)



7015 PB



27015 ATQ



37015 CP

REMEMBER TO INSERT THE PREFIX in front of the item code (above) to specify the finish required:



BASE Item code	Size	Punch-out c-to-c & Lock/Latch component/ref.
4175	150x48	Passage Set (ref. p.12)
4175K	150x48	57mm (ref. p.13)
4175A	150x48	47.6mm (ref. p.11)
4175P	150x48	Privacy/ Bathroom (ref. p.13)
4173	200x48	Passage Set (ref. p.12)
4173K	200x48	57mm (ref. p.13)
4173E	200x48	85mm (ref. p.11)
4173A	200x48	47.6mm (ref. p.11)
4173P	200x48	Privacy/ Bathroom (ref. p.13)
4436	230x48	Passage Set (ref. p.12)
4436K	230x48	57mm (ref. p.13)
4436E	230x48	85mm (ref. p.11)
4436A	230x48	47.6mm (ref. p.11)
4436P	230x48	Privacy/ Bathroom (ref. p.13)



4173 PB



34173 CP



44173 SC



14173 PVD

REMEMBER TO INSERT THE PREFIX in front of the item code (above) to specify the finish required:



victorian / tudor / colonial style

Features : Ball Bearing mechanism (patented) : Durable friction free operation : 10 Year mechanical warranty : 4 hour fire rating : Solid forged virgin brass : Entrance, passage or bathroom applications : Simple installation.

BASE Item code	Size	Punch-out C-to-C & Lock/Latch component/ref.
3008	200x50	Passage Set (ref. p.12)
3008K	200x50	57mm (ref. p.13)
3008E	200x50	85mm (ref. p.11)
3008A	200x50	47.6mm (ref. p.11)
3008P	200x50	Privacy/ Bathroom (ref. p.13)

REMEMBER TO INSERT THE PREFIX
in front of the item code (above) to specify the finish required:



3008 PB



33008 CP



43008 SC



13008 PVD

BASE Item code	Size	Punch-out C-to-C & Lock/Latch component/ref.
3004	200x50	Passage Set (ref. p.12)
3004K	200x50	57mm (ref. p.13)
3004E	200x50	85mm (ref. p.11)
3004A	200x50	47.6mm (ref. p.11)
3004P	200x50	Privacy/ Bathroom (ref. p.13)

REMEMBER TO INSERT THE PREFIX
in front of the item code (above) to specify the finish required:



3004 PB



33004 CP



43004 SC



13004 PVD

BASE Item code	Size	Punch-out C-to-C & Lock/Latch component/ref.
3002	105x42	Passage Set (ref. p.12)
3073	150x42	Passage Set (ref. p.12)
3073K	150x42	57mm (ref. p.13)
3073A	150x42	47.6mm (ref. p.11)
3073P	150x42	Privacy/ Bathroom (ref. p.13)

REMEMBER TO INSERT THE PREFIX
in front of the item code (above) to specify the finish required:



3076 PB



33073 CP



43073 SC

BASE Item code	Size	Punch-out C-to-C & Lock/Latch component/ref.
3136	100x36	Passage Set (ref. p.12)
3135	150x36	Passage Set (ref. p.12)
3135K	150x36	57mm (ref. p.13)
3135A	150x36	47.6mm (ref. p.11)
3135P	150x36	Privacy/ Bathroom (ref. p.13)

REMEMBER TO INSERT THE PREFIX
in front of the item code (above) to specify the finish required:



33135 PB



33135 CP



43135 SC

Features : Patented Ball Bearing mechanism : Durable friction free operation: 10 Year mechanical warranty: passage, entrance or bathroom applications.



BASE Item code	Size	Punch-out C-to-C & Lock/Latch component/ref.
4100	203x63	Passage Set (ref. p.12)
4100K	203x63	57mm (ref. p.13)
4100A	203x63	47.6mm (ref. p.11)
4100P	203x63	Privacy/ Bathroom (ref. p.13)

REMEMBER TO INSERT THE PREFIX
in front of the item code (above) to specify the finish required:



4100 PB



34100 CP

BASE Item code	Size	Punch-out C-to-C & Lock/Latch component/ref.
4103	184x53	Passage Set (ref. p.12)
4103K	184x53	57mm (ref. p.13)
4103A	184x53	47.6mm (ref. p.11)
4103P	184x53	Privacy/ Bathroom (ref. p.13)

REMEMBER TO INSERT THE PREFIX
in front of the item code (above) to specify the finish required:



4103 PB



34103 CP

BASE Item code	Size	Punch-out C-to-C & Lock/Latch component/ref.
7040	203x63	Passage Set (ref. p.12)
7040K	203x63	57mm (ref. p.13)
7040E	203x63	85mm (ref. p.11)
7040A	203x63	47.6mm (ref. p.11)
7040P	203x63	Privacy/ Bathroom (ref. p.13)

REMEMBER TO INSERT THE PREFIX
in front of the item code (above) to specify the finish required:



7040 PB



37040 CP

Art Deco Front Door Entrance Pull Handle - 280x70mm



4207 PB
34207 CP

Item code	Size	Punch-out C-to-C & Lock/Latch component/ref.
7043	184x53	Passage Set (ref. p.12)
7043K	184x53	57mm (ref. p.13)
7043A	184x53	47.6mm (ref. p.11)
7043P	184x53	Privacy/ Bathroom (ref. p.13)

REMEMBER TO INSERT THE PREFIX
in front of the item code (above) to specify the finish required:



7043 PB



37043 CP



4206 PB
34206 CP

georgian style

Features : Authentically reproduced traditional designs : 5 year mechanical warranty : Manufactured using traditional sand casting methods : Solid brass : Entrance, passage or bathroom applications : Simple installation.

BASE Item code	Size	Punch-out C-to-C & Lock/Latch component/ref.
4004	115x50	Passage Set (ref. p.12)
4057	152x50	Passage Set (ref. p.12)
4057K	152x50	57mm (ref. p.13)
4057A	152x50	47.6mm (ref. p.11)
4057P	152x50	Privacy/ Bathroom (ref. p.13)

REMEMBER TO INSERT THE PREFIX
in front of the BASE ITEM CODE to specify the finish required:



BASE Item code	Size	Punch-out C-to-C & Lock/Latch component/ref.
4022	150x50	Passage Set (ref. p.12)
4058	170x50	Passage Set (ref. p.12)
4058K	170x50	57mm (ref. p.13)
4058A	170x50	47.6mm (ref. p.11)
4058P	170x50	Privacy/ Bathroom (ref. p.13)

REMEMBER TO INSERT THE PREFIX
in front of the BASE ITEM CODE to specify the finish required:



BASE Item code	Size	Punch-out C-to-C & Lock/Latch component/ref.
4002	115x50	Passage Set (ref. p.12)
4056	152x50	Passage Set (ref. p.12)
4056K	152x50	57mm (ref. p.13)
4056A	152x50	47.6mm (ref. p.11)
4056P	152x50	Privacy/ Bathroom (ref. p.13)

REMEMBER TO INSERT THE PREFIX
in front of the BASE ITEM CODE to specify the finish required:



BASE Item code	Size	Punch-out C-to-C & Lock/Latch component/ref.
4072	150x50	Passage Set (ref. p.12)
4071	170x50	Passage Set (ref. p.12)
4071K	170x50	57mm (ref. p.13)
4071A	170x50	47.6mm (ref. p.11)
4071P	170x50	Privacy/ Bathroom (ref. p.13)

REMEMBER TO INSERT THE PREFIX
in front of the BASE ITEM CODE to specify the finish required:



Solid Iron

Black Powder coating for sustained durability



Features : Authentically reproduced using virgin pressed brass : Durable friction free operation : simple installation
 5 Year mechanical warranty : Entrance, passage or bathroom applications :

BASE Item code	Size	Punch-out C-to-C & Lock/Latch component/ref.
7008	195x65	Passage Set (ref. p.12)
7008K	195x65	57mm (ref. p.12)
7008E	195x65	85mm (ref. p.11)
7008A	195x65	47.6mm (ref. p.11)
7008P	195x65	Privacy/ Bathroom (ref. p.13)
7152	255x74	Passage Set (ref. p.12)
7152K	255x74	57mm (ref. p.13)
7152E	255x74	85mm (ref. p.11)
7152A	255x74	47.6mm (ref. p.11)
7152P	255x74	Privacy/ Bathroom (ref. p.13)

REMEMBER TO INSERT THE PREFIX
 in front of the item code (above) to specify the finish required:

(195x65mm SIZE ONLY) (195x65mm SIZE ONLY)

#0 Polished Brass #2 Antique Finish #3 Chrome Plate



7008 PB 27008 ATQ 27030 ATQ 7030 PB

BASE Item code	Size	Punch-out C-to-C & Lock/Latch component/ref.
7030	195x65	Passage Set (ref. p.12)
7030K	195x65	57mm (ref. p.13)
7030E	195x65	85mm (ref. p.11)
7030A	195x65	47.6mm (ref. p.11)
7030P	195x65	Privacy/ Bathroom (ref. p.13)
7155	255x74	Passage Set (ref. p.12)
7155K	255x74	57mm (ref. p.13)
7155E	255x74	85mm (ref. p.11)
7155A	255x74	47.6mm (ref. p.11)
7155P	255x74	Privacy/ Bathroom (ref. p.13)

REMEMBER TO INSERT THE PREFIX
 in front of the item code (above) to specify the finish required:

(195x65mm SIZE ONLY)

#0 Polished Brass #2 Antique Finish

BASE Item code	Size	Punch-out C-to-C & Lock/Latch component/ref.
7164	250x72	Passage Set (ref. p.12)
7164K	250x72	57mm (ref. p.13)
7164E	250x72	85mm (ref. p.11)
7164A	250x72	47.6mm (ref. p.11)
7164P	250x72	Privacy/ Bathroom (ref. p.13)

REMEMBER TO INSERT THE PREFIX
 in front of the item code (above) to specify the finish required:

#0 Polished Brass #2 Antique Finish



7164 PB 27164 ATQ 27158 ATQ 7158 PB

BASE Item code	Size	Punch-out C-to-C & Lock/Latch component/ref.
7158	255x75	Passage Set (ref. p.12)
7158K	255x75	57mm (ref. p.13)
7158E	255x75	85mm (ref. p.11)
7158A	255x75	47.6mm (ref. p.11)
7158P	255x75	Privacy/ Bathroom (ref. p.13)

REMEMBER TO INSERT THE PREFIX
 in front of the item code (above) to specify the finish required:

#0 Polished Brass #2 Antique Finish

Item code	Size	Punch-out C-to-C & Lock/Latch component/ref.
7095	180x55	Passage Set (ref. p.12)
7095K	180x55	57mm (ref. p.13)
7095A	180x55	47.6mm (ref. p.11)

#0 Polished Brass

27095K	180x55	Only available with 57mm skeleton keyhole (as pictured) (ref. p.13)
--------	--------	---

Antique Finish



7095 PB 27095K ATQ

BASE Item code	Size	Punch-out C-to-C & Lock/Latch component/ref.
7061	300x77	Passage Set (ref. p.12)
7061K	300x77	57mm (ref. p.13)
7061A	300x77	47.6mm (ref. p.11)
7061P		Privacy/ Bathroom (ref. p.13)

REMEMBER TO INSERT THE PREFIX
 in front of the item code (above) to specify the finish required:

#0 Polished Brass

7061 PB